

A All Users

Add comparison +

Users

424

Event count

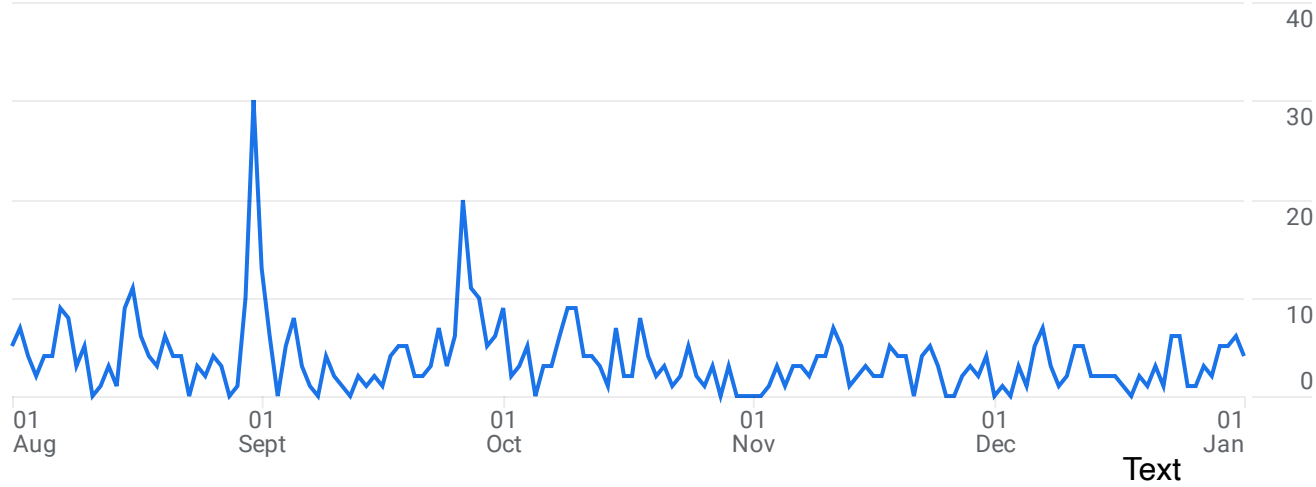
5.3K

Conversions

0

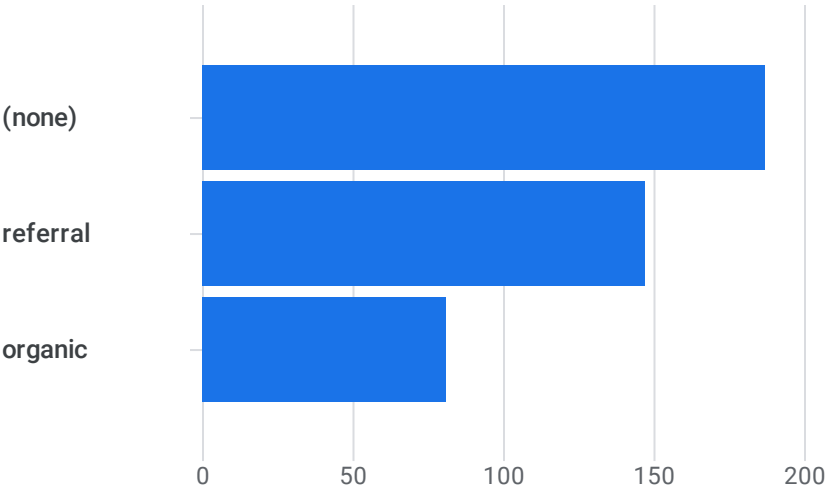
Total revenue ?

£0.00



WHERE DO YOUR NEW USERS COME FROM?

New users by First user medium ▾

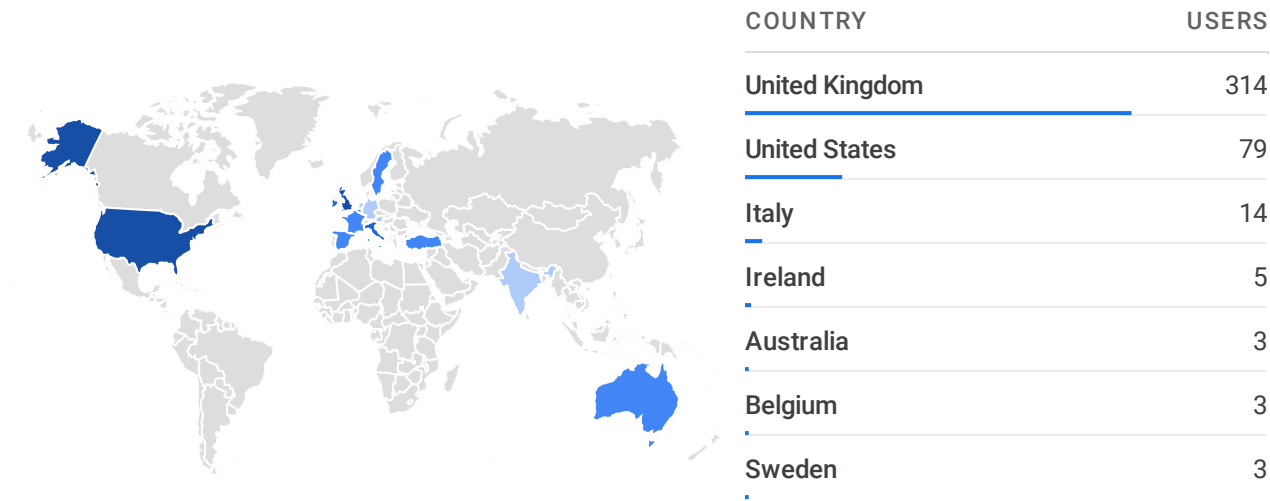


WHAT ARE YOUR TOP CAMPAIGNS?

Sessions ▾ by Session medium ▾

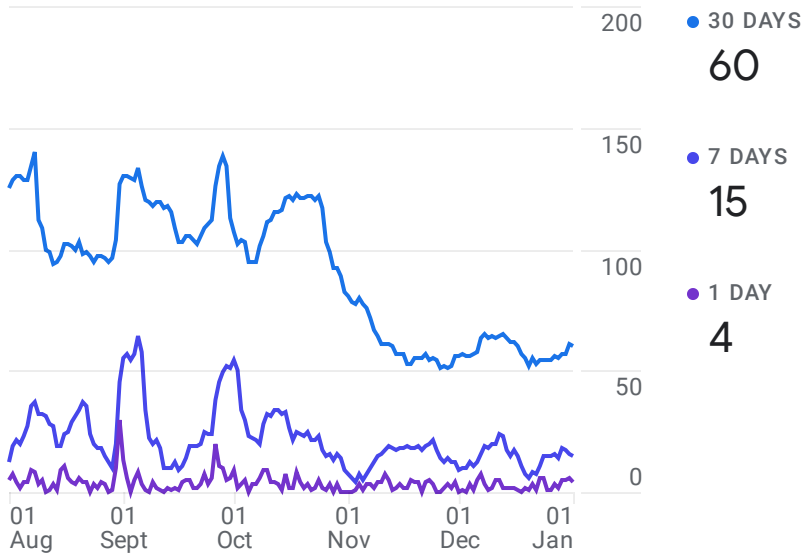
SESSION MEDIUM	SESSIONS
(none)	257
referral	210
organic	202

Users ▾ by Country



HOW ARE ACTIVE USERS TRENDING?

User activity over time



WHICH PAGES AND SCREENS GET THE MOST VIEWS?

Views by Page title and screen class

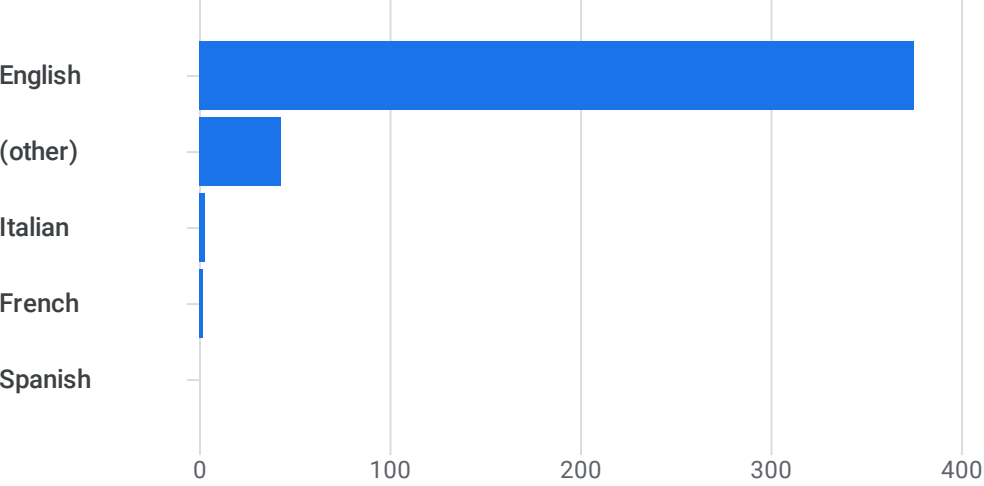
PAGE TITLE AND SCREE...	VIEWS
Nonna's Supper Club Home	774
Nonna's Supper Club Blog	317
Nonna's Supper Club Editor	160
Nonna's Supper Club About Us	131
Nonna's Supper Club Contact	125
Supper Club news	49
Fish night supper club	38

WHAT ARE YOUR TOP EVENTS?

Event count by Event name

EVENT NAME	EVENT COUNT
page_view	1.9K
user_engagement	1.4K
scroll	874
session_start	670
first_visit	415
click	18

Users ▾ by Language



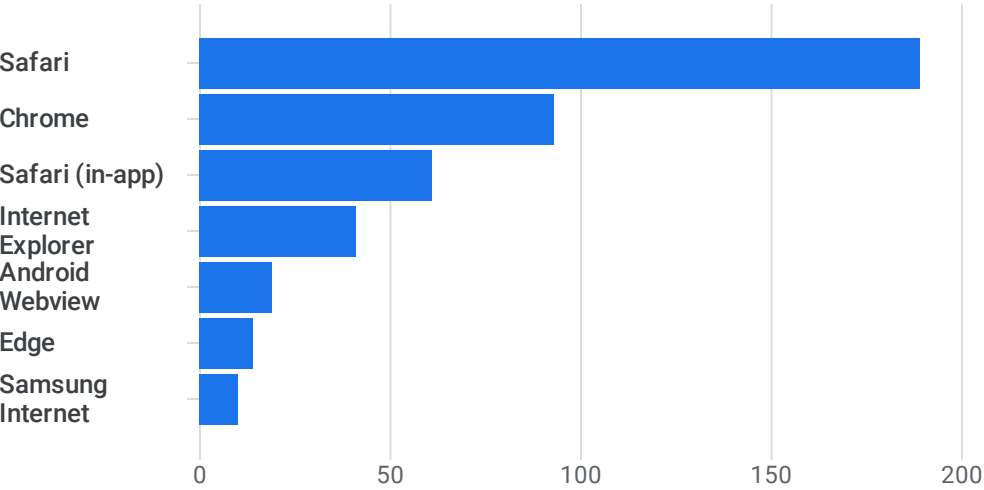
Users ▾ by Town/City

TOWN/CITY	USERS
London	54
Chicago	41
Malton	36
York	20
Edinburgh	16
Manchester	10
Rome	10

Users ▾ by Device model ▾

DEVICE MODEL	USERS
iPhone	153
Safari	71
Chrome	49
Internet Explorer	41
Edge	14
iPad	14
iPhone 8	12

Users ▾ by Browser



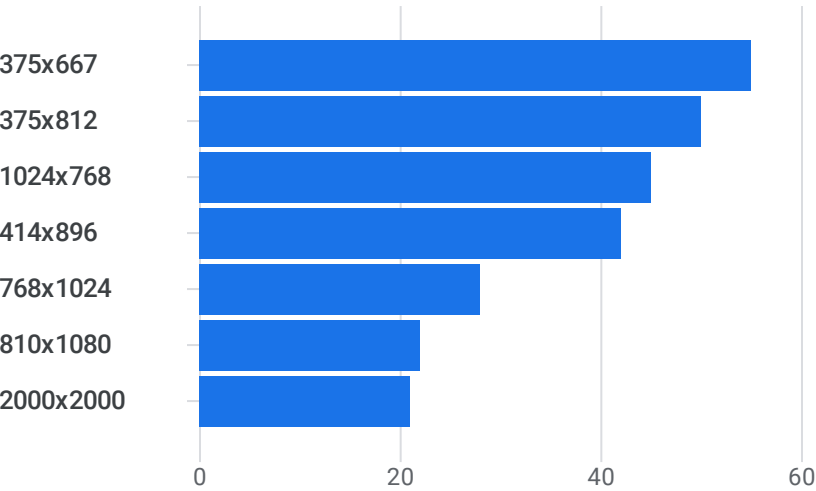
Users ▾ by Operating system

OPERATING SYSTEM	USERS
iOS	196
Windows	90
Macintosh	71
Android	60
Linux	18
Chrome OS	1

Users ▾ by Platform/Device category

PLATFORM/DEVICE CATEGORY	USERS
web / mobile	236
web / desktop	180
web / tablet	21

Users ▾ by Screen resolution



Users ▾ by Device category

